



January 2020

AQUABASE[®] PLUS P565-3121 P565-3127 HS Plus Wet-on-Wet Sealers **Special**

PRODUCT DESCRIPTION

AQUABASE[®] Plus HS Plus Wet-on-Wet Sealers P565-3121 and P565-3127 are acrylic urethane undercoats developed for use under *Aquabase Plus* waterborne basecoat color.









This special product information sheet is designed to provide directions for creating Spectral Grey shades SG03, SG05, and SG06 using only the P565-3121 White and P565-3127 Black sealers along with appropriate hardener and thinner.

Each basecoat formula references a specific Spectral Grey undercoat shade. Using the specified Spectral Grey undercoat is a vital step to achieve proper color match resulting in consistent results.

Products	
P565-3121 (White) P565-3127 (Black)	HS Plus Wet-on-Wet Sealers
P210-5475	Hardener
P850-1772	Thinners
P100-2021	LV Flexible Additive
SLV814	Universal Flexibilizer

THESE PRODUCTS ARE FOR PROFESSIONAL USE ONLY

HS Plus Wet-on-Wet Sealers

PROCESS		
MIX RATIO 	P565-312x Wet-on-Wet Sealer P210-5475 Hardener P850-1772 Reducer	3 parts 1 part 1 part
POTLIFE 	Sprayable Pot Life: Pot Life: Viscosity:	1 hour at 70°F (21°C) 15 - 17 seconds DIN4 at 70°F (21°C)
SPRAYGUN & AIR PRESSURE 	Fluid Tip: HVLP: Compliant:	1.4 - 1.6 mm 10 PSI cap pressure 29 - 40 PSI at the gun*
APPLICATION 	Apply:	1 - 2 coats (approximately 1.0 - 2.0 mils)
FLASH TIME 	Between coats:	5 - 10 minutes
DRY TIMES  	Air Dry: 1 coat: 2 coats: Infrared: Short Wave:	15 minutes at 70°F (21°C) 30 minutes at 70°F (21°C) 8 - 12 minutes after 5 minutes flash
TOPCOAT 	Time to topcoat: 1 coat: 2 coats:	15 minutes at 70°F (21°C) 30 minutes at 70°F (21°C)

All force dry times are quoted for surface temperature.
Additional time must be allowed during force dry to allow surface to reach recommended temperature.

THESE PRODUCTS ARE FOR PROFESSIONAL USE ONLY

HS Plus Wet-on-Wet Sealers

GENERAL PROCESS NOTES

SUBSTRATES

HS Plus Wet-on-Wet Sealers can be applied over:

Factory primer, GRP/Fiberglass, existing finishes in good condition, and polyester putties after degreasing and machine sanding with P320 - P400 grit dry.

E-Coat - After proper cleaning and degreasing, HS Plus Wet-on-Wet Sealers may be applied over OEM e-coat replacement parts without sanding. For optimum performance, exterior parts should be lightly abraded and cleaned prior to the application of wet-on-wet sealer.

Bare Metal - Before applying HS Plus Wet-on-Wet Sealers over bare steel or aluminum, ONECHOICE® SX1071 Etch Prime must first be applied.

PROCESS NOTES

CHOICE OF HARDENER AND THINNER

Hardener and thinner selection will depend mainly on temperature, but also on air movement and size of repair.

P210-5475	HS Plus Surfacer / Sealer Hardener
P850-1772	Fast Reducer

All drying times in this summary will depend on the film thickness applied and temperature.

For optimum performance, paint systems should not be applied cold. For best results, allow adequate time for paint to reach 70°F (21°C).

PLASTICS USAGE

P565-312x	HS Plus Wet-on-Wet Sealers	5 parts
P100-2021/SLV814	Flexible Additive	1 part

Plastics - When using HS Plus Wet-on-Wet Sealers on plastics, they must be flexed at a 5:1 (20%) ratio with P100-2021 Flexible Additive prior to activating and thinning. More detail on refinishing plastics can be found in PDS N7.1C

RECOATABILITY

HS Plus Wet-on-Wet Sealer can be directly top coated with *Aquabase Plus* waterborne basecoat after:

1 coat:	15 minutes at 70°F (21°C)
2 coats:	30 minutes at 70°F (21°C)

If left to dry longer than 72 hours, sealer must be sanded prior to top coating. If dry film is below 1 mil after sanding, additional sealer must be applied.

HS Plus Wet-on-Wet Sealers

SPECTRAL GREYS

Aquabase Plus Spectral Grey Mixing Chart

P565-312x HS Plus Wet on Wet Sealers

This chart can be used to mix HS Plus Wet on Wet Sealers. The SG03-SG06 ratios will help to achieve better hiding when used as a guide for mixing the Spectral Grey Wet on Wet Sealers

MIX RATIO BY VOLUME			MIX RATIO BY WEIGHT Cumulative Weight in Grams			
Ratio			¼ Pint	½ Pint	1 Pint	1 Quart
SG03	P565-3121	2.73	106.4	212.8	425.6	851.2
	P565-3127	.27	116.8	233.6	467.2	934.3
	P210-5475	1	150.5	300.9	601.8	1203.6
	P850-1772	1	173.2	346.5	693.0	1385.9
SG05	P565-3121	2.17	84.2	168.4	336.8	673.5
	P565-3127	.83	116.5	233.0	466.0	932.0
	P210-5475	1	150.2	300.3	600.6	1201.3
	P850-1772	1	173.0	345.9	691.8	1283.6
SG06	P565-3125	.85	32.7	65.5	131.0	261.9
	P565-3127	2.15	115.8	231.6	463.3	926.6
	P210-5475	1	149.5	299.0	597.9	1195.9
	P850-1772	1	172.3	344.5	689.1	1378.2

Note: These weights will produce approximately 97.5% of the volume stated to allow for mixing in the can. If an exact quart, pint, half-pint, etc. is required, multiply all weights by 1.025. All weights have been rounded off to whole numbers.

EQUIPMENT CLEANING

Approved NEXA AUTOCOLOR® or PPG Cleaning Solvent

VOC COMPLIANCE

To ensure accurate mixing, best performance & VOC compliance:

- Use the correct mixing ratio for the regulated areas.
- Do not add extra hardener, thinner or change the recommended mixing ratio.
- Do not use hardeners or thinners that are not specified in this process summary.
- Do not tint except where as referenced in the Spectral Grey chart.

THESE PRODUCTS ARE FOR PROFESSIONAL USE ONLY

HS Plus Wet-on-Wet Sealers

GENERAL PROCESS NOTES

RTS Combinations	Standard System: P565-312x : P210-5475 : P850-1772	Flexible System: (Premix P565-312x : P100-2021 at 5 : 1) P565-312x/P100-2021 : P210-5475 : P850-1772
Volume Ratio	3 : 1 : 1	3 : 1 : 1
Applicable Use Category	Primer Sealer	Primer Sealer
VOC Actual (g/L)	170 - 179	151 - 165
VOC Actual (lbs./Gal)	1.42 - 1.49	1.26 - 1.38
VOC Regulatory (g/L) (less water, less exempts)	309 - 326	290 - 304
VOC Regulatory (lbs./Gal) (less water, less exempts)	2.58 - 2.72	2.42 - 2.54
Density (g/L)	1335 - 1399	1310 - 1375
Density (lbs./Gal)	11.14 - 11.67	10.93 - 11.47
Volatiles wt. %	52.7 - 55.7	53.6 - 58.7
Water wt. %	0.0	0.0
Exempt wt. %	39.9 - 42.9	41.4 - 47.6
Water vol. %	0.0	0.0
Exempt vol. %	44.7 - 45.6	45.2 - 49.6
Solids vol. %	34.4 - 35.9	33.1 - 36.7
Solids wt. %	44.3 - 47.4	41.3 - 46.4
Sq. ft. coverage/ US Gal at 1 mil at 100% transfer	551 - 576	530 - 589

HEALTH AND SAFETY

See Safety Data Sheet and Labels for additional safety information and handling instructions.

- The contents of this package may have to be blended with other components before the product can be used. Before opening the packages, be sure you understand the warning messages on the labels and SDSs of all the components since the mixture will have the hazards of all of its parts.
- Improper handling and use, for example, poor spray technique, inadequate engineering controls and/or lack of proper Personal Protective Equipment (PPE), may result in hazardous conditions or injury.
- Follow spray equipment manufacturer's instructions to prevent personal injury or fire.
- Provide adequate ventilation for health and fire hazard control.
- Follow company policy, product SDS and respirator manufacturer's recommendations for selection and proper use of respiratory protection. Be sure employees are adequately trained on the safe use of respirators per company and regulatory requirements.
- Wear appropriate PPE such as eye and skin protection. In the event of injury, see first aid procedures on SDS.
- Always observe all applicable precautions and follow good safety and hygiene practices.

EMERGENCY MEDICAL OR SPILL CONTROL INFORMATION (412) 434-4515; IN CANADA (514) 645-1320

Materials described are designed for application by professional, trained personnel using proper equipment and are not intended for sale to the public. Products mentioned may be hazardous and should only be used according to direction, while observing precautions and warning statement listed on label. Statement and methods described are based upon the best information and practices known to PPG Industries. Procedures for applications mentioned are suggestions only and are not to be construed as representations or warranted as to performance, results or fitness for any intended use, nor does PPG Industries warrant freedom from patent infringement in the use of any formula or process set forth herein.

For further information please contact:



Nexa Autocolor - USA
19699 Progress Drive
Strongsville, OH 44149

Nexa Autocolor - Canada
2301 Royal Windsor Drive Unit #6
Mississauga, Ontario L5J 1K5