



AUTOMOTIVE REFINISH

GLOBAL
REFINISH
SYSTEM



Product Information

UHS Sealer

D8006

D8006 UHS Sealer is a grey 2.8 VOC two-pack sealer for use under Global topcoat colors. D8006 must be activated with D8205 UHS Hardener. D8006 may be tinted with DG color or toners. Depending on color, the VOC of tinted D8006 can increase up to 3.5 lbs./gal.

PREPARATION OF SUBSTRATE:



In all cases, wash with soap and water, then use the appropriate Global cleaner. See GLG-142 Global Cleaners bulletin for selection and usage instructions. Ensure that the substrate is thoroughly cleaned and dried both before and after preparation work.



Original Paintwork and Electrodeposition Primer must be thoroughly abraded using European P400 / U.S. 360 grit discs (dry) or European P600 / U.S. 400 grade paper (wet). Exposed bare metal should be prepared as described below.



Bare Steel and Galvanized Steel must be thoroughly abraded using European P280 / U.S. 240 grit discs (dry) or European P360 / U.S. 320 grade paper (wet) and primed with one coat of D831 Chromate-free Wash Primer.

Aluminum must be clean, rust-free and thoroughly abraded using European P280 / U.S. 400 grit discs (dry) or European P360 / U.S. 320 grade paper (wet) before application. For maximum corrosion resistance, apply one coat of D831 Chromate-free Wash Primer.

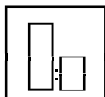
Fibre Glass and SMC should be dry sanded using European P240 / U.S. 240 grit paper.

Ensure that the substrate is thoroughly cleaned and dried after preparation work.

Not recommended for use over body filler

APPLICATION GUIDE:

Mixing Ratio



D8006 UHS Sealer
D8205 UHS Hardener

2 vols
1 vol

An Addition of 5 - 10% by volume of Acetone is allowed where Acetone is designated as an exempt solvent.

Tinted Ratio



D8006 UHS Sealer
D8205 UHS Hardener
Thinner
DG color or toner*

4 vols
2 vols
1 vol
1 vol

*The DG Color or toner added should have a packaged VOC of 4.6 lbs./gal. or less to produce a tinted ready to spray VOC of 3.5 lbs./gal.

Thinner Selection

Temperature

Up to 18°C / 65°F
18° - 25°C / 65° - 77°F
25° - 35° C/ 77° - 95°F
Over 35°C / 95°F

Thinner

D870
D871
D872
D873

Note: D8700 Retarder may be mixed with thinners in temperatures over 35°C / 95°F. The retarder can be mixed up to 25% with the appropriate thinner. Do not use alone as a reducer.

Potlife



30 minutes @ 20°C / 68°F tinted or untinted. The addition of Acetone to the untinted D8006 will add approximately 15 minutes to the potlife.

Additives



None

Spraygun set-up



Spray pressure

HVLP, at air cap

0.7 bar / 8 – 10 PSI

Conventional, at spray gun

3-4 bar / 45 – 55 PSI

Number of coats



Flash off at 20°C / 68°F



Between coats

5 – 10 minutes

Before stoving

30 minutes minimum (1 coat)
45 minutes minimum (2 coats)

Drying times



Dust-free
20°C / 68°F

25 minutes

To topcoat:
20°C / 68°F

20 minute minimum for 1 coat
45 minute minimum for 2 coats

Note: After 8 hours Sealer must be scuff-sanded and reapplied.

APPLICATION GUIDE CONT.:



Dry to scuff sand
20°C / 68°F:

Sandable after 1½ - 2 hours



Dry to sand
60°C / 140°F:

If rework is necessary, 15 - 20 minutes



Dry to sand IR medium

If rework is necessary, 10 minutes

NOTE: Stoving times are for quoted metal temperature. Additional time should be allowed in the stoving schedule to allow metal to reach recommended temperature.

Overcoat/Recoat



Overcoat with any Global topcoat.

NOTE: When topcoating with BC you must add D888 activator to BC color at 1.5 oz. per ready to spray quart.

Performance Guidelines

The use of HVLP spray equipment can increase transfer efficiency by about 10% depending on the make and model of equipment used.

Technical Data

Total dry film build:

Minimum:	25µm /1 mil
Maximum:	50µm /2.0 mils

Theoretical coverage**:	Untinted - 25.7 m2 per litre / 1048 sq.ft. per US gal
-------------------------	---

** Theoretical coverage in m2/litre and sq. ft./US gal. ready to spray (RTS), giving 25 um dry film thickness.

Percent solids by volume RTS:	Untinted - 65.4%
	Tinted - 54.4%

Tinted values are estimated for the range of DG color or toner options.

Properties

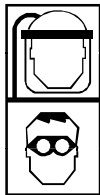
VOC:

D8006	335 grams per litre / 2.8 lbs. per US gal
D8006 : D8205 (2 : 1)	335 grams per litre / 2.8 lbs. per US gal
D8006 : D8205 : DG : D870 (4:2:1:1)	419 grams per litre / 3.5 lbs. per US gal

Health and Safety

See Material Safety Data Sheet and Labels for additional safety information and handling instructions.

-The contents of this package may have to be blended with other components before the product can be used. Before opening the packages, be sure you understand the warning messages on the labels and MSDS's of all the components, since the mixture will have the hazards of all its parts.



-Improper handling and use, for example, poor spray technique, inadequate engineering controls and/or lack of proper Personal Protective Equipment (PPE), may result in hazardous conditions or injury.

-Follow spray equipment manufacturer's instructions to prevent personal injury or fire.

-Provide adequate ventilation for health and fire hazard control.

-Follow company policy, product MSDS and respirator manufacturer's recommendations for selection and proper use of respiratory protection. Be sure employees are adequately trained on the safe use of respirators per company and regulatory requirements.

-Wear appropriate PPE such as eye and skin protection. In the event of injury, see first aid procedures on MSDS.

-Always observe all applicable precautions and follow good safety and hygiene practices.

Emergency Medical or Spill Control Information (304) 843-1300; In Canada (514) 645-1320

Materials described are designed for application by professional, trained personnel using proper equipment and are not intended for sale to the public. Products mentioned may be hazardous and should only be used according to directions, while observing precautions and warning statements listed on label. Statements and methods described are based upon the best information and practices known to PPG Industries. Procedures for applications mentioned are suggestions only and are not to be construed as representations or warranties as to performance, results, or fitness for any intended use, nor does PPG Industries warrant freedom from patent infringement in the use of any formula or process set forth herein.

© 2000 PPG Industries

PPG Industries
19699 Progress Drive
Strongsville, OH 44136

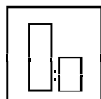
PPG Canada Inc.
1330 Castlefield
Avenue, Toronto, Ontario
M6B 4B3

GLOBAL AT A GLANCE

D8006

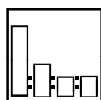
UHS Sealer

MIX:



D8006 UHS Sealer : D8250 UHS Hardener
2 : 1

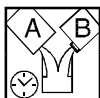
An Addition of 5 - 10% by volume of Acetone is allowed where Acetone is designated as an exempt solvent.



D8006 UHS Sealer : D8250 UHS Hardener : Thinner : DG Color or toner*
4 : 2 : 1 : 1

*The DG Color or toner added should have a packaged VOC of 4.6 lbs./gal. or less to produce a tinted ready to spray VOC of 3.5 lbs./gal.

Pot life:



30 minutes @ 20°C / 68°F tinted or untinted. The addition of Acetone to the untinted D8006 will add approximately 15 minutes to the potlife.

Air Pressure:



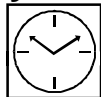
HVLP: 0.7 bar / 8 – 10 PSI
Conventional: 3-4 bar / 45 –55 PSI
Fluid tip: 1.2 – 1.5 mm or equivalent

Application:



Apply: 1 – 2 coats
Between coats: 5 – 10 minutes

Dry Time:



Before stoving: 30 minutes minimum (1 coat)
45 minutes minimum (2 coats)

Note: After 8 hours sealer must be scuff-sanded and reapplied.



Dust free: 25 minutes @ 20°C / 68°F:
Dry to scuff sand Sandable after 1½ - 2 hours @ 20°C / 68°F:



Dry to sand F: If rework is necessary, 15 – 20 minutes



I.R. Medium: Dry to sand IR medium 10 minutes

Emergency Medical or Spill Control Information (304) 843-1300; In Canada (514) 645-1320

Materials described are designed for application by professional, trained personnel using proper equipment and are not intended for sale to the public. Products mentioned may be hazardous and should only be used according to directions, while observing precautions and warning statements listed on label. Statements and methods described are based upon the best information and practices known to PPG Industries. Procedures for applications mentioned are suggestions only and are not to be construed as representations or warranties as to performance, results, or fitness for any intended use, nor does PPG Industries warrant freedom from patent infringement in the use of any formula or process set forth herein.

©1999 PPG Industries

**PPG Industries
19699 Progress Drive
Strongsville, OH 44136**

**PPG Canada Inc.
1330 Castlefield Avenue
Toronto, Ontario M6B 4B3**