



# Technical Data Sheet

November 2020

## V9006\_MS

INTERNATIONAL MASTER  
FOR PROFESSIONAL USE ONLY

TURBO VISION® RAL9006 Aluminium Ready Mix Topcoat	
Product	Description
P651-9006	RAL9006 Aluminium Ready Mix
P600-9xxx	Coloured Tinters
P210-7504	MS Hardener - Standard
P210-7502	MS Hardener - Slow
P852-6332	MS Thinner - Slow
P852-6334	MS Thinner - Medium
P852-6336	MS Thinner - Fast

## Product Description

*Turbo Vision* RAL9006 Aluminium Topcoat is dedicated for Commercial Transportation Vehicles for both builders and repairers.

*Turbo Vision* RAL9006 Aluminium Topcoat is an easy to spray topcoat providing good opacity, high gloss and general appearance which meets the standards demanded by the fleet market.

Thanks to the selection of its ancillaries, *Turbo Vision* RAL9006 Aluminium Topcoat:

- can be used from small to large area
- can be sprayed in a large range of temperature conditions

*Turbo Vision* RAL9006 Aluminium Topcoat is a 2-pack acrylic Single Layer Direct Gloss Metallic Topcoat designed for painting RAL9006 colour in one stage instead of two. It doesn't need to be recoated with a clearcoat. It has to be sprayed in 2 full coats without spraying any control coat.



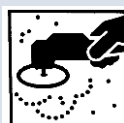
# TURBO VISION®

## Substrates and Preparation

### Prepare the Substrate as follows:

#### Substrates:

- Original finishes and work in sound condition need to be degreased, cleaned and dry sanded with P320-P400 or (P600 wet) prior to topcoat application.
- Steel, Aluminum, GRP & Zinc coated steel need to be pre-primed with the appropriate primer in order to ensure correct intercoat adhesion and substrate protection.
- TURBO VISION® RAL9006 Aluminium Topcoat is suitable over all NEXA AUTOCOLOR® primers, surfacers and sealers.



### Cleaning:

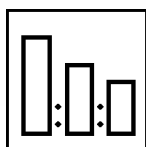
The substrate to be painted must be dry, clean, free of corrosion, grease & mould release agents.

Substrates need to be thoroughly wiped using the appropriate degreaser (P850-1367 Degreaser & P850-1378 Spirit Wipe or P980-9010 low V.O.C cleaner)



## Process

### Conventional or Pressure Pot



#### Mixing Ratio by Volume:

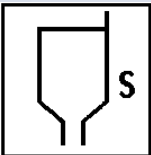




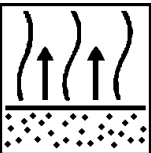

<i>Turbo Vision</i> RAL9006 Aluminium Topcoat	2.5
P210-750X Hardener	1
P852-633X Thinner (*)	1.2-1.5

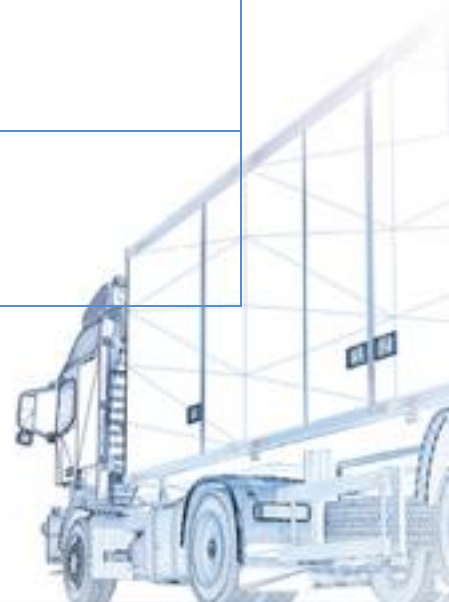


Temperature	<18°C	18-25°C	25-30°C	>30°C
Combination	Medium/ Fast	Medium/ Medium	Medium/ Slow	Slow/ Slow
Ancillaries	P210-7504 P852-6336	P210-7504 P852-6334	P210-7504 P852-6332	P210-7502 P852-6332



# TURBO VISION®

Process	
	Conventional or Pressure Pot
	Spray Viscosity at 20°C: 18-23 seconds DIN4
	Potlife @20°C: 3 hours
	1.4-1.5 mm Gravity or suction feed at 2.0-2.5 bars
	OR 0,8-1mm Pressure Pot Air Cap Pressure: 0.68 bar Paint Pressure : 0.3-1.0 bar Fluid flow rate: 280-320 cc/min
	<b>Number of Coats</b>  <u>2 coats:</u> 1 Full coat + 1 Full coat  Dry Film Thickness: 40 – 60 µm
	<u>2 coats:</u> Flash-Off between coats: 10-15 minutes Flash-Off before bake: 15-20 minutes
	<b>Stoving at metal temperature of :</b> 60°C 30 minutes Into-Service When cool



# TURBO VISION®

## Colour and Gloss

### COLOUR MIXING and TINTING

All Tinters should be thoroughly hand stirred when first opened, and then stirred on a mixing machine for 10 minutes before use. Thereafter all tinters should be machine stirred twice a day for at least 10 minutes.

It is possible to tint P651-9006 with up to 10% of *Turbo Vision* tinters.

### COLOUR CHECKING

As with all refinish paint systems, a colour check should be carried out before painting the vehicle.

## General Process Notes

### DECAL APPLICATION

It is recommended that TURBO VISION® RAL9006 Aluminium Ready Mix Topcoat is allowed to cure for at least one week prior to any decal application.

### COVERAGE

Approximately 6 to 8 m<sup>2</sup> per litre of ready for use paint at a dry film thickness of 50 microns depending on thinning ratio used.

### OTHER POINTS TO NOTE

Allow finishes to harden thoroughly before subjecting to vehicle washes. This can take a number of weeks if vehicles are air-dried in cold conditions and/or paint film thickness is excessively high.

### STORAGE

#### Mixing Room Temperature:

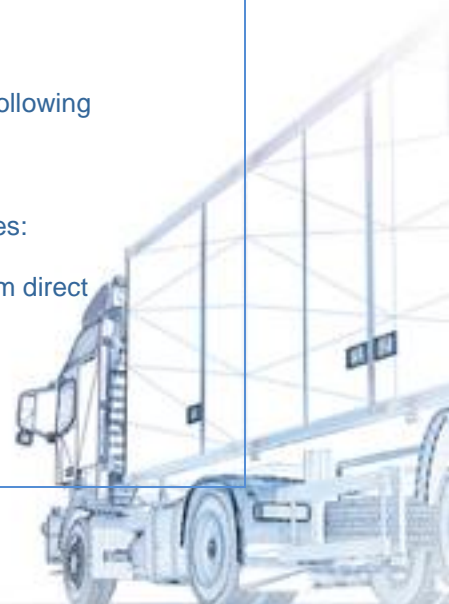
Store P600-xxxx Tinters and P651-xxx products in the Mixing Room between the following temperatures: 18 to 25°C.

#### Storage Temperature:

Store P600-xxxx Tinters and P651-xxx products between the following temperatures: 5 to 35°C (41 to 95°F).

Store in accordance with local regulations. Store in original container protected from direct sunlight in a dry, cool and well-ventilated area, away from incompatible materials and food and drink. Keep container tightly closed and sealed until ready for use. Containers that have been opened must be carefully resealed and kept upright to prevent leakage. Do not store in unlabelled containers.

Use appropriate containment to avoid environmental contamination. Always refer to the material Safety Data Sheet.



# **TURBO** **VISION**

**These products are for professional use only**, and are not to be used for purposes other than those specified. The information on this TDS is based on present scientific and technical knowledge, and it is the responsibility of the user to take all necessary steps in order to ensure the suitability of the product for the intended purpose. For Health and Safety information please refer to the material Safety Data Sheet, also available at: [http://www.ppg.com/Autocolor\\_MSDS](http://www.ppg.com/Autocolor_MSDS)

**For further information please contact:**

Customer Service Sales Group  
PPG Industries (UK) Ltd  
Needham Road  
Stowmarket  
Suffolk IP14 2AD

**Tel: 01449 771771**  
**Fax: 01449 773472**

