

# TURBO VISION®

## Technical Data Sheet

August 2019 update

## U7600V

INTERNATIONAL MASTER  
FOR PROFESSIONAL USE ONLY

### TURBO VISION® Premium Etch Primer

Product	Description
P565-7600	Premium Etch primer
P275-6485	Etch primer reactive thinner
P850-1391	Turbo Plus Slow Thinner
P850-1392	Turbo Plus Medium Thinner
P850-1393	Turbo Plus Fast Thinner

### Product Description

A Chromate-free etch primer with good corrosion resisting properties and excellent adhesion over a wide variety of substrates.


### Type of Product

Acid catalysed etching primer.

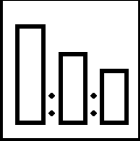



# TURBO VISION

## Substrates and Preparation

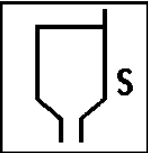




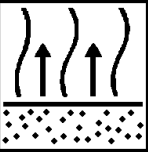
<b>Prepare the Substrate as follows:</b>		<b>Cleaning:</b>
<p><b>Substrates:</b></p> <p>Bare steel Bare Aluminium Anodized Aluminium Galvanized Steel</p> <p>Stainless Steel GRP</p>	<p><b>Sanding:</b></p> <p>P80-P150 P360 Dry or Fine Blasting No Sanding Scuff with Scotch Brite® Red Pad P80-P150 P100 P320-400</p>	 <p>The substrate to be painted must be dry, clean, free of corrosion, grease &amp; mould release agents.</p> <p>Substrates need to be thoroughly wiped using the appropriate degreaser (P850-1367 Degreaser &amp; P850-1378 Spirit Wipe or P980-9010 low V.O.C cleaner)</p>
		

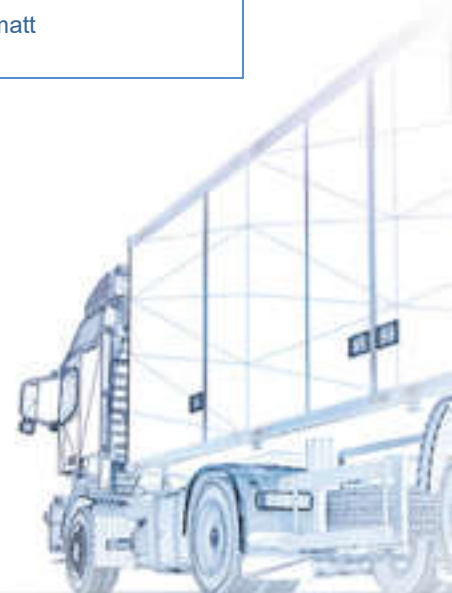
## Process

	<b>Conventional or Pressure Pot Application</b>															
	<p>Mixing Ratio by Volume:</p> <table border="0"> <tr> <td>P565-7600 Premium Etch Primer</td> <td>2</td> <td></td> <td></td> </tr> <tr> <td>P275-6485 Reactive Thinner</td> <td>1</td> <td></td> <td></td> </tr> <tr> <td>P850-139X Thinner</td> <td>0,2</td> <td></td> <td></td> </tr> </table>				P565-7600 Premium Etch Primer	2			P275-6485 Reactive Thinner	1			P850-139X Thinner	0,2		
P565-7600 Premium Etch Primer	2															
P275-6485 Reactive Thinner	1															
P850-139X Thinner	0,2															
	<table border="1"> <tr> <td><b>Temperature</b></td> <td>&lt;18°C</td> <td>18-25°C</td> <td>&gt;25°C</td> </tr> <tr> <td><b>Combination</b></td> <td>Fast</td> <td>Medium</td> <td>Slow</td> </tr> <tr> <td><b>Thinner</b></td> <td>P850-1393</td> <td>P850-1392</td> <td>P850-1391</td> </tr> </table>	<b>Temperature</b>	<18°C	18-25°C	>25°C	<b>Combination</b>	Fast	Medium	Slow	<b>Thinner</b>	P850-1393	P850-1392	P850-1391			
<b>Temperature</b>	<18°C	18-25°C	>25°C													
<b>Combination</b>	Fast	Medium	Slow													
<b>Thinner</b>	P850-1393	P850-1392	P850-1391													



# TURBO VISION

Process	
	<b>Conventional, Pressure Pot</b>
	Spray Viscosity at 20°C: 18-22 seconds DIN4 for Conventional/Pressure Pot application
	Potlife @20°C: 24 hours
	1,4-1,6 mm Gravity or suction feed at 2.0-2,4 bars
	OR 0,8-1 mm Pressure Pot Air Cap Pressure: 0.68 bar Paint Pressure : 0.3-1.0 bar Fluid flow rate: 280-320 cc/min
	<b>Number of Coats</b> 2 single coats to give a film thickness of 15 – 20 microns
	Flash-Off between coats:            minimum 15 minutes or until fully semi-matt  Flash-Off before recoat:            minimum 60 minutes and until fully semi-matt Or could be baked 20 minutes @50°C



# TURBO VISION

## General Process Notes

### CHOICE OF REACTIVE THINNER

The exact choice of reactive thinner combination will depend on the gun set-up used, air movement, size of repair, temperature and application conditions. However, below is a general guide :

Temperature Range	Recommended Thinner	
Below 18°C	P850-1393	Fast Thinner
18 to 25°C	P850-1392	Medium Thinner
Above 25°C	P850-1391	Slow Thinner

### SUBSTRATES AND PREPARATION

CT Premium Etch Primer should only be applied over:

- Bare steel – sanded with P80 - P150
- Aluminium (\*) – sanded with P360 or shot blasted (Rz not above 20µm)
- Anodized Aluminium – without any treatment
- Galvanised Steel – scuffed with Scotch Brite® Red pads

(\*) 3003 – 1050 alloys have been evaluated as standard grades

### RECOAT

May be recoated with any of the Nexa Autocolor Commercial Transport 2-pack undercoats or primers/surfacers with exception of Epoxy Primers.

P565-7600 does not require flattening and should be directly recoated with primer.

It may be flattened when hard dry using P320-400 dry or P500-600 wet paper.

If left for more than 24 hours P565-7600 must be flattened before recoating.

### VOC Information

The EU limit value for this product (product category: IIB.c) in ready to use form is max. 780g/litre of VOC.

The VOC content of this product in ready to use form is max. 780g/litre.

Depending on the chosen mode of use, the actual ready to use VOC of this product may be lower than that specified by the EU Directive code.

**These products are for professional use only**, and are not to be used for purposes other than those specified. The information on this TDS is based on present scientific and technical knowledge, and it is the responsibility of the user to take all necessary steps in order to ensure the suitability of the product for the intended purpose.

For Health and Safety information please refer to the material Safety Data Sheet, also available at: [http://www.ppg.com/Autocolor\\_MSDS](http://www.ppg.com/Autocolor_MSDS)



# TURBO VISION

**For further information please contact:**

Customer Service Sales Group  
PPG Industries (UK) Ltd  
Needham Road  
Stowmarket  
Suffolk IP14 2AD

**Tel: 01449 771771**

**Fax: 01449 773472**

*Nexa Autocolor and design and Turbo Vision* are registered trademarks  
of PPG Industries Ohio, Inc.  
© 2018 PPG Industries, all rights reserved.

**THESE PRODUCTS ARE FOR PROFESSIONAL USE ONLY.**

