



Technical Data Sheet

U7700V

May 2024

INTERNATIONAL MASTER
FOR PROFESSIONAL USE ONLY

TURBO VISION® Premium Etch Primer	
Product	Description
P565-7700	Premium Etch Primer
P275-6495	Etch Primer Reactive Thinner Medium
P850-1391	Turbo Plus Slow Thinner
P850-1392	Turbo Plus Medium Thinner
P850-1393	Turbo Plus Fast Thinner

Product Description


P565-7700 Premium Etch Primer is a Chromate-free etch primer with excellent corrosion resisting properties and excellent adhesion over a wide variety of substrates.

P565-7700 can give a fast process time and can be recoated after 30 minutes with Nexa Autocolour primers / surfacers, or directly with Turbo Vision Topcoat

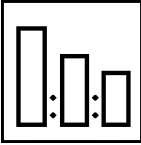



TURBO VISION®

Substrates and Preparation

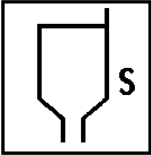




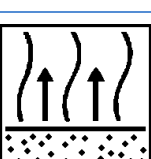

Prepare the Substrate as follows:		Cleaning:
<p>Substrates:</p> <p>Bare steel Bare Aluminium Galvanized Steel GRP</p>	<p>Sanding:</p> <p>P80-P150 P360 or Fine Blasting Scuff with ScotchBrite® Red Pad P80-P150 P320-400</p>	 <p>The substrate to be painted must be dry, clean, free of corrosion, grease & mould release agents.</p> <p>Substrates need to be thoroughly wiped using the appropriate degreaser (P850-1367 Degreaser & P850-1378 Spirit Wipe or P980-9010 Low VOC cleaner)</p>
		

Process

	Conventional or Pressure Pot Application															
	<p>Mixing Ratio by Volume:</p> <table border="0"> <tr> <td>P565-7700 Premium Etch Primer</td> <td>2</td> <td></td> <td></td> </tr> <tr> <td>P275-6495 Reactive Thinner</td> <td>1</td> <td></td> <td></td> </tr> <tr> <td>P850-139X Thinner</td> <td>0.6</td> <td></td> <td></td> </tr> </table>				P565-7700 Premium Etch Primer	2			P275-6495 Reactive Thinner	1			P850-139X Thinner	0.6		
P565-7700 Premium Etch Primer	2															
P275-6495 Reactive Thinner	1															
P850-139X Thinner	0.6															
	<table border="1"> <tr> <td>Temperature</td> <td><18°C</td> <td>18-25°C</td> <td>>25°C</td> </tr> <tr> <td>Combination</td> <td>Fast</td> <td>Medium</td> <td>Slow</td> </tr> <tr> <td>Thinner</td> <td>P850-1393</td> <td>P850-1392</td> <td>P850-1391</td> </tr> </table>	Temperature	<18°C	18-25°C	>25°C	Combination	Fast	Medium	Slow	Thinner	P850-1393	P850-1392	P850-1391			
Temperature	<18°C	18-25°C	>25°C													
Combination	Fast	Medium	Slow													
Thinner	P850-1393	P850-1392	P850-1391													



TURBO VISION[®]

Process	
	Conventional, Pressure Pot
	Spray Viscosity at 20°C: 18-22 seconds DIN4 for Conventional/Pressure Pot application
	Potlife @20°C: 24 hours
	Gravity Feed: 1.4-1.6 mm tip at 2.0-2.4 bars pressure
	Suction Feed: 1.6-1.8 mm tip at 2.0-2.4 bars pressure
	Pressure Feed: Tip size: 0.8-1.0 mm Paint Pressure : 0.3-1.0 bar Fluid flow rate: 280-320 cc/min
	Number of Coats 2 single coats to give a film thickness of 15 – 20 microns
	Flash-Off between coats: minimum 15 minutes or until fully semi-matt Flash-Off before recoat: minimum 30 minutes and until fully semi-matt Alternatively Low Bake 20 minutes at 50°C



TURBO VISION[®]

General Process Notes

RECOATING

For Premium anti-corrosive protection, P565-7700 Etch Primer should be recoated with any of the Nexa Autocolor Commercial Transport 2-pack undercoats or primers/surfacers (with exception of Epoxy Primers) followed by Turbo Vision Topcoats.

For standard usage, P565-7700 Etch Primer can be recoated directly with Turbo Vision topcoat if the substrate is accurately prepared and thickness of the Etch Primer exceeds 15 microns dry film thickness everywhere (including vulnerable areas.) Consult PPG technical recommendations for a working procedure regarding etch primer application.

P565-7700 does not require flattening within recommended interval and can be directly recoated with primer. It may be flattened when hard dry using P320-400 dry or P500-600 wet paper.

If left for more than 24 hours P565-7700 Etch Primer must be flattened before recoating.

When flattening the P565-7700, it is critical that in all cases the minimum specified dry film thickness is remaining on all areas.

VOC Information

The EU limit value for this product (product category: IIB.c) in ready to use form is max. 780g/litre of VOC.

The VOC content of this product in ready to use form is max. 780g/litre.

Depending on the chosen mode of use, the actual ready to use VOC of this product may be lower than that specified by the EU Directive code.

These products are for professional use only, and are not to be used for purposes other than those specified. The information on this TDS is based on present scientific and technical knowledge, and it is the responsibility of the user to take all necessary steps in order to ensure the suitability of the product for the intended purpose.

For Health and Safety information please refer to the Material Safety Data Sheet, also available at: http://www.ppg.com/Autocolor_MSDS

For further information please contact:

Customer Service Sales Group
PPG Industries (UK) Ltd
Needham Road
Stowmarket
Suffolk IP14 2AD

Tel: 01449 771771

Nexa Autocolor and design and Turbo Vision are registered trademarks of PPG Industries Ohio, Inc.

© 2018 PPG Industries, all rights reserved.

THESE PRODUCTS ARE FOR PROFESSIONAL USE ONLY.

