

# Product Data Sheet

October 2010

INTERNATIONAL MASTER  
FOR PROFESSIONAL USE ONLY



# W0730V


## EHS Premium Clearcoat P190-1310

<i>Product</i>	<i>Description</i>
<i>P190-1310</i>	<i>EHS Premium Clearcoat</i>
<i>P210-9810</i>	<i>EHS Clearcoat Hardener</i>
<i>P850-1641</i>	<i>EHS Clearcoat Standard Thinner</i>
<i>P850-1642</i>	<i>EHS Clearcoat Slow Thinner</i>
<i>P852-1799</i>	<i>Turbo Plus Rapid Repair Thinner</i>

### Product Description

P190-1310 is a high quality CT Clearcoat from Autocolor. Designed specifically to meet the toughest requirements of today's fleet market, P190-1310 delivers outstanding final appearance and durability over either solvent or waterborne Basecoats.

When used in accordance with the recommendations laid down in this data sheet, P190-1310 combined with *CT Waterborne Basecoats* (P961-line) will provide a Basecoat/Clearcoat finish with a VOC of less than 420g/l.



Product Data Sheet





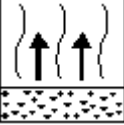



Nexa Autocolor and Turbo Plus are trademarks of PPG Industries.  
© 2006 PPG Industries, all rights reserved.  
Copyright in the above product numbers that are original is asserted by PPG Industries.  
Scotchbrite is a trademark of 3M UK Plc.

**Innovating Repair Solutions**

**THESE PRODUCTS ARE FOR PROFESSIONAL USE ONLY.**

## Process

HVLP	
	P190-1310                    3 parts P210-9810                    1 parts P850-1641/2 Thinner      0.5 – 0.8 parts
	<b>NOTES:</b> 1. Use a mixing stick to ensure correct ratio of paint, hardener and thinner 2. Stir paint IMMEDIATELY after activation
	Pot Life at 20°C: 1.5 hours  The activated paint should be applied as soon as possible after activation  Clean gun immediately after use
	17-22 secs DIN4 @ 20°C  For optimum spray application properties ensure paint temperature is 20-25°C
	<b>Gravity / Suction:</b> Fluid tip: 1.4-1.8 mm <b>Pressure Feed:</b> 0;85 – 1.1 mm  Pressure: As per spraygun manufacturers recommendations
	1 visit or 2 single coats
	Minimum of 10 minutes between coats at 20°C ( 2 coats) 0 – 2 minutes (One visit) 10 – 15 minutes before stoving
	Air dry at 20°C Dust Free            25 - 30 minutes Into-Service -      24 hours  Stoving at metal temperature of: 60°C                    30 minutes Into-Service          When cool
<b>RECOAT</b>	After "Into-Service" times



## General Process Notes

### SUBSTRATES

CT Waterborne Basecoats or P498 topcoat

### PREPARATION

The substrate to be painted must be dry, clean and free from grease.

Basecoat areas which have been left overnight should be thoroughly Tack ragged before application of P190-1310.

### PAINT TEMPERATURE

As with other paint systems, optimum spray application is achieved if the paint is allowed to reach room temperature (20-25°C) before use. This is particularly important for high solids systems. It is strongly recommended that cold paint is warmed to a minimum of 15°C before application. Below this temperature paint application performance may be adversely affected.

In order to remain VOC compliant do not add extra thinner to adjust the spraying viscosity.

### HVLP APPLICATION

The most suitable HVLP gun for the application of Commercial Transport products is the pressure feed system.

Air cap pressure: 0.675 bar (10psi) maximum

Paint pressure: 0.3-1.0 bar (5-15 psi)

If long fluid lines are used, the paint pressure will need to be increased.

### RECOAT

P190-1310 can be recoated with itself or any other **Nexa Autocolor** primer, undercoat or topcoat after the Into-Service times stated.

### SELECTION OF CATALYST

For good Air drying with this Clearcoat, it is recommended to use P852-1799 Rapid Repair Thinner 3 : 1 : 0.5

### OTHER INFORMATION

Allow finishes to harden thoroughly before subjecting to vehicle washes. This can take a number of weeks if vehicles are air-dried in cold conditions and/or paint film thicknesses are excessively high.

### DEMASKING

Care must be taken when demasking areas which have been coated with P190-1310 UHS Clearcoat.

Low bake – It is recommended to demask whilst the vehicle is still warm from the oven. Demasking once the vehicle is cold may result in clearcoat delamination under certain conditions.

Air-dry: Demask either before 6 hours drying time or after 36 hours drying time. Demasking at times between 6 and 36 hours may result in clearcoat delamination under certain conditions.

**Nexa Autocolor** and Turbo Plus are trademarks of PPG Industries.

© 2006 PPG Industries, all rights reserved.

Copyright in the above product numbers that are original is asserted by PPG Industries.

Scotchbrite is a trademark of 3M UK Plc.

**Innovating Repair Solutions**

THESE PRODUCTS ARE FOR PROFESSIONAL USE ONLY.



## General Process Notes

### MATTING RECOMMENDATIONS

To obtain a matt, semi-matt or semi-gloss finish with EHS Premium Clearcoat P190-1310, it is necessary to include Turbo Plus Matting Agent P565-98 in the mix. The additive required and the appropriate volume mix ratios are indicated in the table below.

#### NOTES:

1. After adding the Matting Agent to the clear, stir thoroughly to ensure a homogeneous mix, before adding the hardener.
2. The final gloss level obtained will be dependent upon application and drying conditions, and film thickness. It is therefore recommended to apply a test panel to check the gloss level before painting.

Appearance	P190-1310	P565-98	P210-9810	Thinner
Gloss	3	-	1	0.5 – 0.8
Semi-Gloss	4	2	1	0.5
Semi-Matt	2	2	1	0.5
Matt	4	5	2	0.5

### VOC INFORMATION

The EU limit value for this product (product category: IIB.d) in ready to use form is max. 420g/litre of VOC. The VOC content of this product in ready to use form is max. 420g/litre.

Depending on the chosen mode of use, the actual ready to use VOC of this product may be lower than that specified by the EU Directive code.

**These products are for professional use only**, and are not to be used for purposes other than those specified. The information on this TDS is based on present scientific and technical knowledge, and it is the responsibility of the user to take all necessary steps in order to ensure the suitability of the product for the intended purpose.

For Health and Safety information please refer to the material Safety Data Sheet, also available at: [http://www.ppg.com/Autocolor\\_MSDS](http://www.ppg.com/Autocolor_MSDS)

### For further information please contact:

Customer Service Sales Group  
PPG Industries (UK) Ltd  
Needham Road  
Stowmarket  
Suffolk IP14 2AD

**Tel: 01449 771771**

**Fax: 01449 773472**

Nexa Autocolor and Turbo Plus are trademarks of PPG Industries.

© 2006 PPG Industries, all rights reserved.

Copyright in the above product numbers that are original is asserted by PPG Industries.

Scotchbrite is a trademark of 3M UK Plc.

**Innovating Repair Solutions**

**THESE PRODUCTS ARE FOR PROFESSIONAL USE ONLY.**

