



# Technical Data Sheet

Y0102

March 2018

INTERNATIONAL MASTER  
FOR PROFESSIONAL USE ONLY

## TURBO VISION® 2-pack Premium High Flow EHS Topcoat

<i>Product</i>	<i>Description</i>
SPP6000	Electrostatic additive – CT Topcoat

### Product Description

Electrostatic additive – CT Topcoat is a paint resistivity adjuster especially designed to reduce ready for use resistivity of *Turbo Vision* Premium High Flow 2-pack EHS Topcoat when sprayed through electrostatic equipment.


It is important to ensure that the Commercial Transportation Vehicles or parts to be painted are properly earthed before using any Electrostatic spraying equipment.

SPP6000 has been optimised to obtain the optimal low pressure or high pressure (air assisted airless) application process.

SPP6000 has to be added at 2% by weight to the mixed, Ready for Use topcoat to achieve the optimal resistivity allowing the best wrapping effect when spraying.

**THESE PRODUCTS ARE FOR PROFESSIONAL USE ONLY.**

*Nexa Autocolor and design* and *Turbo Vision* are registered trademarks of PPG Industries Ohio, Inc.  
© 2017 PPG Industries, Inc. All rights reserved.




# TURBO VISION®



## Substrates and Preparation

### Prepare the Substrate as follows:

#### Substrates:



- Original finishes and work in sound condition need to be degreased, cleaned and dry sanded with P320-P400 or (P600 wet) prior to topcoat application.
- Steel, Aluminum, GRP & Zinc coated steel need to be pre-primed with the appropriate primer in order to ensure correct intercoat adhesion and substrate protection.
- TURBO VISION® Premium High Flow EHS Topcoat is suitable over all Nexa Autocolor primers, surfacers and sealers.

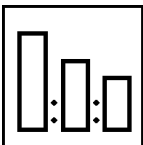
### Cleaning:



- The substrate to be painted must be dry, clean, free of corrosion, grease & mould release agents.
- Substrates need to be thoroughly wiped using the appropriate degreaser (P850-1367 Degreaser & P850-1378 Spirit Wipe or P980-9010 low V.O.C cleaner)


## Process

### Conventional, Pressure Pot or Air Assisted Airless Application



#### Mixing Ratio by Volume:

TURBO Vision® Premium High Flow Topcoat	2
P210-764x hardener (*)	1
P852-644x thinner (**)	0,8-1,2
SPP6000 Electrostatic additive	2%



Temperature	<15°C	15°C	20°C	20-25°C	25-30°C	25-35°C
Combination	Extra Fast	Fast	Medium/Fast	Medium/Slow	Slow/Medium	Slow
Job size	Very small/spot	small	small	medium to large	small to medium	medium to large
Hardener (*)	P210-7644			P210-7642		
Thinner (**)	P852-6448	P852-6446	P852-6444	P852-6442	P852-6444	P852-6442
Potlife	<30 min	1 hour	> 2 hours	> 2 hours	> 2 hours	> 2 hours
Airdry schedule	<1 hour	2 hours	2-3 hours	3 hours	overnight	overnight
Baking schedule	Airdry	20 min @50°C	30 min @50°C	30 min @50°C	30 min @50°C	30 min @50°C

THESE PRODUCTS ARE FOR PROFESSIONAL USE ONLY.



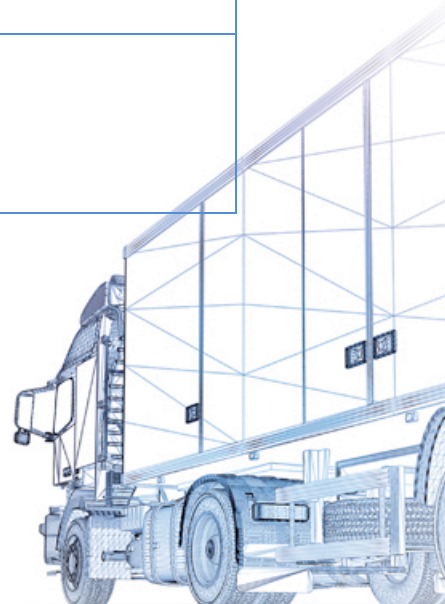
# TURBO VISION®



Process							
	<b>Conventional, Pressure Pot or Air Assisted Airless Application</b>						
	Spray Viscosity at 20°C: 18-22 seconds DIN4						
	1,3-1,5 mm Gravity or suction feed at 2.0-2,4 bars						
	OR						
	0,8-1mm Pressure Pot Air Cap Pressure: 0.68 bar Paint Pressure : 0.3-1.0 bar Fluid flow rate: 280-320 cc/min						
	OR						
	Tip Size: 9 to 11 Thou (0,23 to 0,28 mm) for Air Assisted Airless Paint Pressure: 90-110 bars Air Atomization: 2,5-3 bars						
	<b>Number of Coats</b>						
	<table border="0"> <tr> <td><u>1 Visit:</u></td> <td><u>2 coats:</u></td> </tr> <tr> <td>1 light coat + 1 Full coat</td> <td>1 Medium closed + 1 Full coat</td> </tr> </table>	<u>1 Visit:</u>	<u>2 coats:</u>	1 light coat + 1 Full coat	1 Medium closed + 1 Full coat		
<u>1 Visit:</u>	<u>2 coats:</u>						
1 light coat + 1 Full coat	1 Medium closed + 1 Full coat						
	Dry Film Thickness:						
	<table border="0"> <tr> <td>50 – 60 µm</td> <td>50 – 70 µm</td> </tr> </table>	50 – 60 µm	50 – 70 µm				
50 – 60 µm	50 – 70 µm						
	<table border="0"> <tr> <td><u>1 Visit:</u></td> <td><u>2 coats:</u></td> </tr> <tr> <td>Flash-Off between coats: Flash-Off before bake:</td> <td>2-3 minutes 10 minutes</td> </tr> <tr> <td></td> <td>10 minutes 10 minutes</td> </tr> </table>	<u>1 Visit:</u>	<u>2 coats:</u>	Flash-Off between coats: Flash-Off before bake:	2-3 minutes 10 minutes		10 minutes 10 minutes
<u>1 Visit:</u>	<u>2 coats:</u>						
Flash-Off between coats: Flash-Off before bake:	2-3 minutes 10 minutes						
	10 minutes 10 minutes						

THESE PRODUCTS ARE FOR PROFESSIONAL USE ONLY.

Nexa Autocolor and design and Turbo Vision are registered trademarks of PPG Industries Ohio, Inc.  
© 2017 PPG Industries, Inc. All rights reserved.



# TURBO VISION®



## Colour

### COLOUR MIXING

All Tinters should be thoroughly hand stirred when first opened, and then stirred on a mixing machine for 10 minutes before use. Thereafter all tinters should be machine stirred twice a day for at least 10 minutes.

### COLOUR CHECKING

As with all refinish paint systems, a colour check should be carried out before painting the vehicle.

## General Process Notes

### DECAL APPLICATION

It is recommended that TURBO VISION® Premium High Flow EHS Topcoat is allowed to cure for at least one week prior to any decal application.

### COVERAGE

Approximately 12 to 14m<sup>2</sup> (to be calculated accurately) per litre of ready for use paint at a dry film thickness of 50 microns depending on thinning ratio used.

### OTHER POINTS TO NOTE


Allow finishes to harden thoroughly before subjecting to vehicle washes. This can take a number of weeks if vehicles are air-dried in cold conditions and/or paint film thickness is excessively high.

### VOC INFORMATION

The EU limit value for this product (product category: IIB.d) in ready to use form is max. 420g/litre of VOC. The VOC content of this product in ready to use form is max. 420g/litre. Depending on the chosen mode of use, the actual ready to use VOC of this product may be lower than that specified by the EU Directive code.

**THESE PRODUCTS ARE FOR PROFESSIONAL USE ONLY.**

Nexa Autocolor and design and Turbo Vision are registered trademarks of PPG Industries Ohio, Inc.  
© 2017 PPG Industries, Inc. All rights reserved.



# TURBO VISION<sup>®</sup>



**These products are for professional use only**, and are not to be used for purposes other than those specified. The information on this TDS is based on present scientific and technical knowledge, and it is the responsibility of the user to take all necessary steps in order to ensure the suitability of the product for the intended purpose. For Health and Safety information please refer to the material Safety Data Sheet, also available at: [http://www.ppg.com/Autocolor\\_MSDS](http://www.ppg.com/Autocolor_MSDS)

**For further information please contact:**

Customer Service Sales Group  
PPG Industries (UK) Ltd  
Needham Road  
Stowmarket  
Suffolk IP14 2AD

**Tel: 01449 771771**

**Fax: 01449 773472**

**THESE PRODUCTS ARE FOR PROFESSIONAL USE ONLY.**

*Nexa Autocolor and design* and *Turbo Vision* are registered trademarks of PPG Industries Ohio, Inc.  
© 2017 PPG Industries, Inc. All rights reserved.

