

## Product Information



### DELFLLEET F3114

#### PRODUCT

|  |       |                                  |       |
|--|-------|----------------------------------|-------|
| Delfleet UHS High Build Topcoat Binder | F3114 | Delfleet UHS Medium Thinner      | F3305 |
| Delfleet UHS Hardener- Medium          | F3278 | Delfleet UHS Additive Thinner    | F3308 |
| Delfleet UHS Hardener - Slow           | F3276 | Delfleet UHS Slow Thinner        | F3306 |
| Delfleet UHS Hardener - Fast           | F3274 | Delfleet UHS Accelerated Thinner | F3307 |
| Delfleet UHS Fast Thinner              | F3304 | Delfleet UHS Accelerator         | F3915 |



#### PRODUCT DESCRIPTION

Delfleet F3114 High BuildTopcoat is formulated, to be used with Delfleet Tinters, giving a large range of colours. It will give a high quality finish whilst offering excellent build, good filling power durability and chemical resistance.

F3114 has been specially designed for use with Electrostatic, Airless, Airmix, Membrane and Pressure pot application on chassis and bodies where higher build is required.

When used correctly Delfleet UHS Topcoats will fully meet the current European VOC legislation of 420 g/l.

#### SUBSTRATE PRE-TREATMENT

|  |  |   |
|--|--|---|
| <br> | <p><b>Prepare the Substrate as follows:</b></p> <p><b>Substrates</b><br/>Original finishes and work in sound condition need to be degreased , cleaned and dry sanded with P320-P400 ( P600 wet ) prior to topcoat application.</p> <p>Steel , Aluminum , GRP &amp; Zinc coated steel need to be pre-primed with the appropriate Delfleet primer in order to ensure correct intercoat adhesion and substrate protection.</p> <p>Do not use F3114 over - :<br/>Acrylic Thermoplastic Finishes or Synthetic finishes</p> <p>If used over Water based primers, ensure primer is fully cured prior to topcoating.</p> | <p><b>CLEANING</b></p> <p>The substrate to be painted must be dry, clean and free of corrosion, grease &amp; mould release agents.</p> <p>Substrates need to be thoroughly prepared using a combination of D845 Degreaser &amp; D837 Spirit Wipe ( or D8401 low V.O.C cleaner )</p> |
|--|--|---|



# PREPARATION AND APPLICATION

## Preparation:



**Airless / Airmix / Electrostatic  
/ Membrane / Pressure**  
By volume

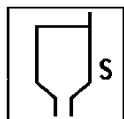
F3114 3  
F327x 1  
F330\* 0.5 – 1.0

**Potlife at 20°C -:**  
2 – 2.5 Hours

F3304 ( <18°C )

F3305 ( 18-25)

F3306 ( > 25°C )



**Viscosity**

**Electrostatic**

**Pressure /  
Membrane**

**Airless / Airmix /  
Electrostatic**

17-21 sec.  
DIN4/20°C

17-21 sec.  
DIN4/20°C

17-25 sec.  
DIN4/20°C



**Gun set-up:**

Round Beam  
Tip - 11  
Flat Beam Tip  
- 9/40-50°  
Paint  
pressure as  
per  
equipment  
needs.

0.85.-1.1 mm.  
2 Bar Inlet  
Fluid flow rate  
280-320 cc/min

9-11 thou / 40-50°  
0.22-0.28mm

Airless:-  
150 - 200 Bar  
Airmix:-  
100 - 150 Bar  
2.0 – 2.5 Bar at Air  
Cap

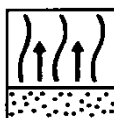


**Number of coats:**

1 - 2

1 - 2

1 - 2



**20°C Flash off:**

**Between coats**

**Before bake**

10-15 mins.

10-15 mins.

15-20 mins.

15-20 mins.

15-20 mins

30 mins.



**20°C Dust free:**

**20°C Through dry**

**60°C Bake**

**(metal temp.)**

**IR Medium Wave**

40-60 mins.

40-60 mins.

60 mins.

16 Hours

16 Hours

16 hours

30-40 mins.

30-40 mins.

45-60 mins.

15 mins.

15 mins

N/A

**Dry film  
thickness:**

**Minimum  
Maximum**

**Theoretical  
coverage:**

50 µm

50 µm

50 µm

75µm

75µm

100 µm

6 - 12 m<sup>2</sup>/l

6 - 12 m<sup>2</sup>/l

6 - 12 m<sup>2</sup>/l

Theoretical coverage assuming 100% transfer efficiency at film builds indicated.



---

## COLOUR MIXING

All Delfleet Tinters should be thoroughly hand stirred when first opened, and then stirred on a mixing machine for 10 minutes before use. Thereafter all tinters should be machine stirred twice a day for at least 10 minutes.

---

## COLOUR CHECKING

As with all refinish systems a colour check should be carried out on the mixed colour, before application to a vehicle.

---

## HVLP / COMPLIANT SPRAYGUNS

The most suitable type of HVLP / Compliant sprayguns for the painting of Commercial Transport products are a pressure fed system. Note: If long compressed air lines are used, an increase in pressure will be needed.

Air Cap Pressure for HVLP - 0.68 Bar (10 psi)

Paint Pressure - 2 / 2.5 Bar inlet

---

## DRYING TIMES

The drying times quoted above are approximate times and will vary depending upon drying conditions and film thickness. Poor ventilation, temperatures below 20°C and high film thicknesses will extend drying times.

Large vehicles or Heavy section Chassis parts will need extended baking schedules to reach the required Time at Temperature.

---

## SELECTION OF ACCELERATORS

To reduce drying times F3307 Accelerated thinner may be used.

Also F3915 UHS Accelerator may be used in conditions of lower temperatures or to improve the through cure and reduce baking times - See datasheet RLD201V. It is important to note that the use of F3304 Fast Thinner is vital in application, if F3915 is to be fully utilised, and that pot lives will be reduced when Accelerators are used.

---

## NOTES:

F3114 binder will also give excellent results when used with Electrostatic application.

Allow finishes to harden thoroughly before subjecting to vehicle washes.

It is recommended that Delfleet 2K finishes are allowed to cure for at least 7 days prior to any decal application.

F3114 Binder requires to be stirred before use.

---

## MATTING OF DELFLEET UHS TOPCOATS

Please refer to RLD277V\_ F3111\_Delfleet Matt Binder for UHS Technical Data Sheet

---

## PAINTING PLASTIC

F3114 topcoats can be used over suitably prepared and primed plastics.

If used over very flexible plastics, then these topcoats should be mixed as follows:-

|                         |           |
|-------------------------|-----------|
| F3114 Topcoat Colour    | 6 parts   |
| F3437 Flexible Additive | 1 part    |
| Hardener                | 2.5 parts |
| Thinner                 | 2.5 parts |

Note: The addition of the flexible additive will extend drying times.



---

## EQUIPMENT CLEANING

After use clean all equipment thoroughly with cleaning solvent or thinner.

---

## VOC INFORMATION

The EU limit value for this product (product category: IIB.d) in ready to use form is max. 420g/litre of VOC. The VOC content of this product in ready to use form is max. 420g/litre. Depending on the chosen mode of use, the actual ready to use VOC of this product may be lower than that specified by the EU Directive code.

---

## HEALTH AND SAFETY

**These products are for professional use only**, and are not to be used for purposes other than those specified. The information on this TDS is based on present scientific and technical knowledge, and it is the responsibility of the user to take all necessary steps in order to ensure the suitability of the product for the intended purpose. For Health and Safety information please refer to the material Safety Data Sheet, also available at: [http://www.ppg.com/PPG\\_MSDS](http://www.ppg.com/PPG_MSDS)

**PPG Industries (UK) Limited.**  
**Auto Refinish**  
**Customer Service and Sales Group,**  
**Needham Road,**  
**Stowmarket,**  
**Suffolk.**  
**IP14 2AD,**  
**England.**  
**Tel: 01449 771775**  
**Fax: 01449 773480**

