

Product Information

DELFLLEET QD - F348

PRODUCT



Delfleet QD Topcoat Binder	F348
Delfleet QD Colours	
Delfleet Slow Thinner	F371
Delfleet Medium Thinner	F372
Delfleet Fast Thinner	F373
Delfleet MS Hardener	F363

PRODUCT DRSCRIPTION


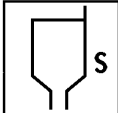


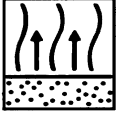


Delfleet QD is a specifically designed commercial 1-pack system ideal for agricultural and plant machinery and similar equipment.

It combines excellent gloss and appearance with good durability.

SUBSTRATE PRE-TREATMENT

	<p>Prepare the substrate as follows:</p> <p>Substrates</p> <p>Original finishes and work in sound condition need to be degreased , cleaned and dry sanded with P280-P320 (P500-600 wet) prior to topcoat application.</p> <p>Steel , Aluminum , GRP & Zinc coated steel need to be pre-primed with the appropriate Delfleet primer in order to ensure correct intercoat adhesion and substrate protection.</p>	<p>CLEANING</p> <p>The substrate to be painted must be dry, clean, free of corrosion, grease & mould release agents.</p> <p>Substrates need to be thoroughly prepared using a combination of D845 Degreaser & D837 Spirit Wipe (or D842 low V.O.C. cleaner)</p>
	<p>Do not use QD over -:</p> <ul style="list-style-type: none"> Acrylic Thermoplastic Finishes Synthetic finishes unless completely dry Waterbased primers unless completely dry. 	

PREPARATION AND APPLICATION

	HVLP / Pressure By volume QD Colour 3 F37* 1		Airless / Airmix By volume QD Colour 4 F37* 1	
Potlife at 20°C -: 1Hour		F373 < 18°C	F372 18°C-25°C	F371 > 25°C
	Viscosity:	HVLP 16 - 18 sec. DIN4/20°C	PRESSURE 15 - 18 sec. DIN4/20°C	AIRLESS / AIRMIX 14 – 16 sec. DIN4/20°C
	Gun set-up:	1.3-1.6 mm. 2 Bar Inlet	1.0 -1.1 mm. 2 Bar Inlet Fluid 280-320 cc/min	9 thou (0.22mm) <u>Airless</u> :- 1750-2250 psi <u>Airmix</u> :- 1000-1500 psi 20-25 psi Air Cap
	Number of coats:	1.5 - 2	1.5 - 2	1.5 - 2
	20°C Flash off:			
	Between coats	15-20 mins.	15-20 mins.	20 mins.
	Over coating :	Please refer to performance & limitations section		
Drying time: 	20°C Dust free: 20°C Through dry	HVLP 20 - 30 mins. Overnight	PRESSURE 20 - 30 mins. Overnight	AIRLESS / AIRMIX 30 – 40 mins. Overnight
Dry film thickness:	Minimum Maximum Theoretical coverage:	50µm 70µm 6-7m ² /l	50µm 70µm 6-7m ² /l	60µm 80µm 5-6m ² /l
Theoretical coverage assuming 100% transfer efficiency at film builds indicated.				
	Wet Flatting -: P600-P800 Dry Flatting -: P320-P400			

PERFORMANCE AND LIMITATIONS

Overcoat / Recoat Time :

Synthetic or waterbased products can be used after 24 hours minimum or 15 days maximum (without flatting).

2-pack finishes can be used after 7 days minimum or 15 days maximum (without flatting).

To assist in shortening drying times or increasing durability , the performance can be improved with the addition of F363 hardener using an activation ratio of 5 / 1 / 2 (QD / Hardener / Thinner) ; The working potlife will be 8 hours @ 20°C.

EQUIPMENT CLEANING

After use clean all equipment thoroughly with cleaning solvent or thinner.

HEALTH AND SAFETY

These products are for professional use only, and are not to be used for purposes other than those specified. The information on this TDS is based on present scientific and technical knowledge, and it is the responsibility of the user to take all necessary steps in order to ensure the suitability of the product for the intended purpose. For Health and Safety information please refer to the material Safety Data Sheet, also available at: [http://www.ppg.com/PPG MSDS](http://www.ppg.com/PPG_MSDS)

PPG Industries (UK) Limited.
Auto Refinish
Customer Service and Sales Group,
Needham Road,
Stowmarket,
Suffolk.
IP14 2AD,
England.
Tel: 01449 771775
Fax: 01449 773480

