

Product Information

DELFLREET F390


PRODUCT

Delfleet BC RAL9006 Factory Pack		Delfleet Slow Thinner	F371
Delfleet Clear	F390	Delfleet Thinner	F372
Delfleet MS Hardener	F361	Delfleet Fast Thinner	F373
Delfleet MS Hardener Fast	F362		

PRODUCT DRSCRIPTION

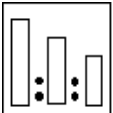
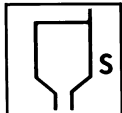





The Delfleet BC system consists of the application of Delfleet basecoat colour followed by a two-pack Delfleet Clear.
 The RAL 9006 Delfleet BC Factory Pack combines outstanding hiding power and aluminium control
 The Delfleet Clear completes the system with a high-gloss, extremely durable clear lacquer.
 RAL 9006 Delfleet BC Factory Pack is expressly designed for application to commercial and public service vehicles.

SUBSTRATE PRE-TREATMENT

Prepare the substrate as follows:			
	Substrate Delfleet Wash Primers Delfleet 2K Primer Delfleet Epoxy Primers Delfleet Water-based Primer F291 Delfleet 2K Sealer F398 Aged painted surfaces	Sand see relevant primer data sheet for sanding recommendations dry P360 - P400 wet P800	Degrease All surfaces should be thoroughly degreased with the appropriate PPG substrate cleaner (see selection guide)
	Do not use Delfleet BC over <ul style="list-style-type: none"> - Acrylic TP Finishes - Synthetic Finishes - Nitro-Cellulose Finishes - Water-Based primer unless the primer is thoroughly dry 		

Guide to selection of substrate cleaner			
	Code D845	Product DX310 High-Strength Degreaser	Purpose For use as a pre-cleaner in the first stage of the repair process. Use before starting any repair work.
	D837	DX330 Spirit Wipe	Suitable for removing dirt, grease or other contaminants before or during the painting process.
	D842	DX380 Low VOC Cleaner	Particularly designed to remove contaminants after sanding, and in areas where VOC emissions should be minimised.


PREPARATION AND APPLICATION – DELFLEET BC

		Conventional	Pressure
		BC RAL9006 1 vol F373* 1 vol	BC RAL9006 1 vol F373* 1 vol
		* To reduce overspray on large areas F372 may be used instead.	
Potlife at 20°C -:		unlimited	Unlimited
	Spray viscosity	14 - 17 secs DIN4 / 20°C	14 - 17 secs DIN4 / 20°C
	Spray Gun set-up: Spray Pressure:	1.3 – 1.6 mm 3.5 - 4 .5 bar	1.0 - 1.1mm 4 - 5 bar
	Number of coats:	2 – 3 medium	2 medium
	20°C Flash off: Between coats	10 minutes	10 minutes
	Drying time: Drying times 20°C	40 minutes (for masking)	40 minutes (for masking)
Total Dry film build:	Minimum Maximum Theoretical coverage ** ** Theoretical coverage in m ² per litre ready-to-spray, giving 25 µm dry film thickness	15µm 30µm 5-6 m ² / l	15µm 30µm 5-6 m ² / l
	Flattening: grade wet grade dry	No No	No No

These products are for professional use only.

RLD127RAL

Page 2

	Overcoat / Re coat time	Minimum: 20 minutes at 20°C maximum: 48 hours at 20°C
	Overcoat with:	Clear F390

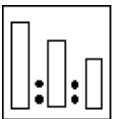
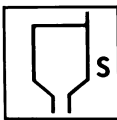


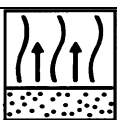
PERFORMANCE AND LIMITATIONS OF DELFLEET BC



Do not exceed maximum film build recommendations.

PRODUCT DESCRIPTION – DELFLEET F390

Delfleet Clear may be applied over Delfleet BC only, after a minimum of 20 minutes flash-off.

PREPARATION AND APPLICATION – DELFLEET CLEAR F390

	Conventional	Pressure	
	Clear 2 vol F361* 1 vol Thinner** 0.5 vol	Clear 2 vol F361* 1 vol Thinner** 0.3 vol	
	<p>* Use F362 MS Hardener fast at temperatures below 20°C or for little repair areas.</p> <p>** Choose Thinners according to application temperature and size of vehicle:</p> <p style="text-align: center;">Thinner</p> <p style="text-align: center;">18°C - 25°C F372</p> <p style="text-align: center;">Over 25°C F371</p> <p>Drying time may be further reduced by the use of Accelerator F381(see Performance and Limitations).</p>		
Potlife at 20°C -:	8 hours	8 hours	
	Spray viscosity	15 - 17 secs DIN4 / 20°C	18 - 20 secs DIN4 / 20°C
	Spray Gun set-up: Spray Pressure:	1.5 – 1.8 mm 3.5 - 4 .5 bar	1.0 - 1.1mm 4 - 5 bar
	Number of coats:	1 medium, 1 full	1 medium, 1 full
	20°C Flash off: Between coats Before stoving	15 minutes 10-15 minutes	15 minutes 10 – 15 minutes

Drying time:  	Drying times Dust-free	15-20 minutes	15-20 minutes		
	Through dry: 20°C 60°C IR medium	Over night 40 minutes* 15 minutes	Over night 40 minutes* 15 minutes		
* Stoving times are for quoted metal temperature. Additional time should be allowed in the stoving schedule to allow metal to reach recommended temperature.					
Total Dry film build:	Minimum	Clear 40µm	BC + Clear 55µm	Clear 40µm	BC + Clear 55µm
	Maximum	60µm	90µm	60µm	90µm
	Theoretical coverage **	6 - 7 m ² / l		6 - 7 m ² / l	
** Theoretical coverage in m ² per litre ready-to-spray, giving 50 µm dry film thickness					

PERFORMANCE AND LIMITATIONS OF **DELFLEET CLEAR F390**

For temperatures below 15°C or to reduce tape times, the reaction can be accelerated by the addition of 2 - 4% by weight (26 - 52 cc or 23 - 46 gm per litre) of Accelerator F381 to the ready-to-spray mixture.

Alternatively, F381 can be added to the clear prior to the addition of hardener in the proportion of 3 - 6% by weight (40 - 80 cc or 35 - 70 gm approximately per litre).

The addition of F381 decreases the potlife and should usually be used for small surfaces only.

EQUIPMENT CLEANING

After use clean all equipment thoroughly with cleaning solvent or thinner

HEALTH AND SAFETY

These products are for professional use only, and are not to be used for purposes other than those specified. The information on this TDS is based on present scientific and technical knowledge, and it is the responsibility of the user to take all necessary steps in order to ensure the suitability of the product for the intended purpose. For Health and Safety information please refer to the material Safety Data Sheet, also available at: <http://www.ppg.com/PPG MSDS>

PPG Industries (UK) Limited.
Auto Refinish
Customer Service and Sales Group,
Needham Road,
Stowmarket,
Suffolk.
IP14 2AD,
England.
Tel: 01449 771775
Fax: 01449 773480

