



GLOBAL REFINISH
SYSTEM



November 2015

Product Information

GRS Deltron BC

Basecoat colour

PRODUCTS

Deltron Basecoat Tinters	D7xx, D9xx
Deltron Xirallic® Special Effect Tinters	PRLXx
Deltron Thinners	D808, D807, D812, D869
Deltron BC Fade-out Thinner	D851
Deltron MS Hardener	D841

For matt, satin and textured finishes

Deltron Texture Additive	D843 to create a fine textured 'suede' effect
Deltron Leather Grain Additive	D844 to create a coarser, more pronounced textured finish

PRODUCT DESCRIPTION

The Deltron BC system consists of high opacity solid, metallic and mica colours. Used in conjunction with a recommended PPG repair system, Deltron BC meets or exceeds warranty requirements. As part of the Deltron Global Refinish System, Deltron BC carries a large number of approvals.

PREPARATION OF SUBSTRATE



Substrate

PPG 2K primers
Electropaint
Sound 2K finishes
TPA

Preparation

P600 - P800 (wet) / P400 - P500 (dry)
P600 - P800 (wet) / P400 - P500 (dry)
P600 - P800 (wet) / P400 - P500 (dry)
Must be sealed (e.g. D834)



Before and after any sanding operation, the substrate must be thoroughly degreased. For appropriate cleaners & cleaning processes, see Technical Data Sheet **Deltron Cleaners RLD63**.

MIXING RATIOS

Mixing Ratios for Deltron BC:

	<u>By Volume</u>
Deltron BC *	1 vol
Thinner **	1 vol

* See 'Performance and Limitations' for use with D841 MS Hardener

** Choose thinner according to application temperature

THINNER SELECTION

<u>Temperature</u>	<u>BC Solid Colour</u>	<u>BC Solid Colour</u>
Up to 18°C	D808	D808
18°C - 25°C	D808	D807
25°C – 35°C	D807	D812
Above 35°C	D812	D869

MIXED PRODUCT DETAILS

Potlife:	No limit
Spray viscosity at 20°C:	15 seconds DIN4

APPLICATION, FLASH-OFF AND DRYING

Spraygun set-up: 1.4 - 1.6 mm



Number of coats: 2 (or until hiding is achieved)
Control Coat (Apply a control coat for metallic and micas)



Flash-off at 20°C:
- *between coats* 10 minutes
- *before clearcoat* 15 minutes

Taping time: 15 minutes

Total dry film build: 10 - 25 µm

Theoretical coverage: 3.5 - 7 m²/l
Assuming 100% transfer efficiency and dry film thickness as indicated:

REPAIR AND RECOATING



Sanding:

If necessary, de-nib Deltron BC, after 20 minutes flash-off, using fine sand paper (P1200 - P1500) followed by a touch-up repair (see section on Fade-Out Technique) prior to the clearcoat application.

Overcoat / Re-coat time at 20°C:

- *Minimum* 15 minutes
- *Maximum* 24 hours

After 24 hours 1 Coat of Deltron BC has to be applied prior to clearcoat application.

Overcoat with: Deltron Clearcoats

FADE-OUT TECHNIQUE

Fading out Deltron BC is necessary for spot repair and advisable when metallic or mica colours have to be repaired. Use D851 BC Fade-out Thinner as follows :

- Prepare Deltron BC colour as specified in this data sheet
- Using light inward strokes, achieve coverage on the repaired area
- Thin 1 part of the ready-for-use Deltron BC with 1 part D851 Deltron Fade-out Thinner
- Use this mixture to fade the repair edges spraying from the outside to the inside of the repair area
- Repeat the last step until the potential colour difference has been lost
- Allow 20 minutes flash-off before clearcoating

PERFORMANCE AND LIMITATIONS

For optimum durability and adhesion BC may be mixed 10:1 with D841 MS Hardener, and then thinned 1:1 with GRS Thinner prior to application. Potlife of the activated basecoat is in excess of 48 hours. Application and drying properties are unchanged.

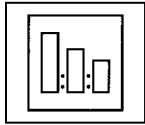
EQUIPMENT CLEANING

After use, clean all equipment thoroughly with cleaning solvent or thinner.

Global at a Glance

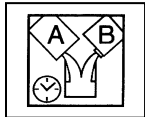
GRS Deltron Basecoat Topcoat

BC



Mixing by volume

With Thinner - 1 : 1

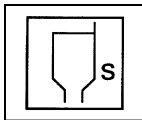


Pot Life at 20°C Unlimited

Thinner Selection

Up to 18°C	D808 - Fast thinner
18 - 25°C	D808 - Solid Colour D807 - Metallic / Mica Colour
Over 25°C	D807 - Solid Colour D812 - Metallic / Mica Colour

For exceptional conditions of Temperature and humidity (above 35°C or 70% RH) the use of D869 Very Slow thinner is recommended.




Application viscosity

15 seconds DIN4 with NS hardeners



Spraygun Size

1.4 - 1.6 mm fluid tip



Number of Coats

2 full coats with 10 minute flash off between coats.

For Metallic / Mica colours a final control coat is recommended

Drying Times

15 minutes at 20°C before the application of Clearcoat

15 minutes at 20°C before taping

Overcoating

GRS Deltron Basecoat colours can be overcoated with any PPG 2K Clearcoat.

HEALTH & SAFETY

These products are for professional use only, and are not to be used for purposes other than those specified. The information on this TDS is based on present scientific and technical knowledge, and it is the responsibility of the user to take all necessary steps in order to ensure the suitability of the product for the intended purpose. For Health and Safety information please refer to the material Safety Data Sheet, also available at: http://www.ppg.com/PPG_MSDS

PPG Industries (UK) Limited.
Auto Refinish
Customer Service and Sales Group,
Needham Road,
Stowmarket,
Suffolk.
IP14 2AD,
England.
Tel: 01449 771775
Fax: 01449 773480



Copyright © 2008 PPG Industries, all rights reserved