

TECHNICAL DATASHEET

7-536 / 7-537

2K DIRECT FINISH FOR GLASS

PRODUCT DESCRIPTION

Selemix Direct is a polyurethane coating based on a PU 2K technology to be applied direct on substrates. Its general use is documented on TDS 570.

When used with **Selemix 6-585 Glass Additive**, Selemix Direct is a robust and easy to use product that can be applied directly to glass for applications where the reverse side of the glass is painted. Examples are kitchen splashbacks, bathroom fittings, and advertising displays.

PRODUCTS

Binders : It is recommended that the 70% gloss products are used.

For white and pastel colours:

7-537 Direct Binder GL 70% Light Colours

For other colours:

7-536 Direct Binder GL 70%

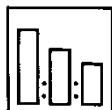
- Hardener:** 9-070 Direct Hardener
- Thinner:** 1-480 Direct Thinner
- Glass Additive:** 6-585 Glass Additive
- Accelerator:** 6-550 Direct Accelerator

SELECTION AND PREPARATION OF SUBSTRATES



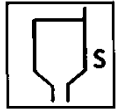
Glass : Thoroughly clean and degrease the substrate before painting Industrial Methylated Spirits (IMS), or Isopropanol (IPA) are recommended. Spray or wipe on and wipe-off with a clean cloth.

APPLICATION GUIDE



<i>Mixing ratio (by weight):</i>	7-536/7 Topcoat	1000
	9-070 Hardener	200
	6-585 Glass Additive	85
	1-480 Thinner	85
<i>Mixing ratio (by volume):</i>	7-536/7 Topcoat	4
	9-070 Hardener	1
	6-585 Glass Additive	0.5
	1-480 Thinner	0.5
<i>Pot Life:</i>	3 hours	

APPLICATION GUIDE



6-550 Accelerator:

Drying can be accelerated by adding 2% of Selemix Direct Accelerator 6-550. The potlife is reduced by half

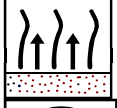


Spray Viscosity:

20-25 sec. DIN4

Spraygun Set-up

1.6 - 2.0mm tip 2-3 Bar Pressure

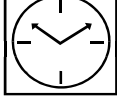


Number of coats:

2-3

Flash-off between coats

5-10 mins



Drying times at 20°C:

Dust free:

1 hour

Tack Free:

2 hours

Hard Dry:

16 hours

Stoving:

45 mins at 60C

Total dry film build:

50-100 microns

Infra Red Drying

Selemix Direct can be cured using IR Lamps Flash off for 5 minutes first.

The lamp should be 40cm from painted panel. Cure time will vary with colour, film thickness and power of IR Lamp, but for a 2.2KW lamp, a cure time of approx. 20 mins is required

TECHNICAL DATA

Theoretical coverage :

5.5 m² ready for use
giving 80µ dry film thickness

PERFORMANCE AND LIMITATIONS

In case of difficulty in achieving coverage, it is possible to use twice the standard amount of tinters in 7-536 Binder (not 7-537 Binder) without impacting product performance, (i.e. changing the binder : tinter ratio from 85:15 to 70:30).

HEALTH AND SAFETY

Please refer to Material Safety Data Sheet for full health and safety details and storage regulations

This product is for professional use only.

The information given in this sheet is for guidance only. Any person using the product without first making further enquiries as to the stability of the product for the intended purpose does so at his own risk and we can accept no liability for the performance of the product or for any loss or damage (other than death or personal injury resulting from our negligence) arising out of such use. The information contained in this sheet is liable to modification from time to time in the light of our experience and our policy of continuous product development. Drying times quoted are average times at 20°C. Film thickness, humidity and shop temperature can all affect drying times.

Selemix System is a brand of PPG Group

Selemix Customer Service and Sales Group, Needham Road, Stowmarket, Suffolk, IP14 2AD, England, Tel: 01449 773993, Fax: 01449 771547