

Product Data Sheet

July 2023



INTERNATIONAL MASTER. FOR PROFESSIONAL USE ONLY

H5701V

Express Primers P565-5511 P565-5515 P565-5517

Product	Description
P565-5511	EXPRESS PRIMER - WHITE
P565-5515	EXPRESS PRIMER - GREY
P565-5577	EXPRESS PRIMER - DARK GREY
P210-842	2K HS HARDENER STANDARD - FAST
P210-8430	2K HS HARDENER-MEDIUN-FAST
P210-844	2K HS HARDENER-MEDIUM
P850-1491/1492/1493/1494	THINNERS
P850-1692/1693/1694/1695	2K LOV VOC THINNERS

PRODUCT DESCRIPTION

The new Express Primers have been developed to reinforce NEXA AUTOCOLOR® brand's position as a market leader of quality products. The aim of Nexa Autocolor is to constantly build its reputation through the delivery of leading-edge, innovate products, outstanding colour quality and repair process efficiency.

This new Primer range has been designed by Nexa Autocolor to provide benefits to the brand thanks to the renewal and the rationalisation of the Primer offer.

P565-551x is a new 2K high solids acrylic primer, compatible with all NEXA AUTOCOLOR® topcoat systems which delivers excellent final appearance.

The new Express Primer can be used over polyester putty, all pre-primed metal surfaces, pre-primed plastics and old prepared painted surfaces.

It is launched alongside existing hardeners and a wide range of existing thinners allowing good performance in both low and high temperatures with simple mixing ratios.



By combining P565-5511, P565-5515 & P565-5517, the Spectral Grey shades can be obtained. In this way, the topcoat consumption and the total repair process time may be optimised. (See Spectral Grey section),

Express primers were developed for use with Nexa Autocolor® Topcoat (P471), and AQUABASE® Plus Basecoat (P989).

SUBSTRATES AND PREPARATION

The P565-551X Primers should only be applied over:
Well sanded and degreased bare steel. Use *Nexa Autocolor* 2-pack Etch Primer or 2-pack Epoxy Primer for maximum durability. Aluminium **must** be Etch or Epoxy primed.

Well sanded GRP, polyester fillers works primer and old finishes in sound condition.





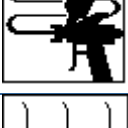
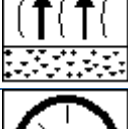


Good preparation is vital in order to obtain the best results from these products. The following grades of sanding paper are recommended for substrate preparation: -

Wet or dry paper	P280 - P320 (GRP P400)
Dry machine sanding	P180 - P240

NOTE: Not recommended for spot repairs over thermoplastic acrylic, old lacquer finishes or sensitive substrates. Over these substrates, apply to complete panels only.



SANDING FILLER PROCESS

	Parts By vol.													
	P565-551X	4												
	P210-842/-8430/-844/	1												
	P850-149x/-169x	0,5-1												
	P565-551x	5												
	P210-863x	1												
	P850-149x/-169x	0,5-1,5												
	*See weight mix chart on page 5 for accurate mixing.													
	The pot life is 30-40 minutes at 20°C.													
	18-27 sec. or higher pending on dilution ratio													
	Fluid Tip 1.6 -1.8 mm For best results gravity gun recommended. Adjust pressure according to spraygun manufactures recommendations													
	Apply 3 full coats with intermediate flash off between coats. (170-200 microns dry film thickness) Note! 1 st light coat for isolation can be recommended													
	Until fully matt, normally 3 – 5 mins between coats at 20°C													
	<table><tr><td></td><td><u>Bake / 60°C (Metal)</u></td><td><u>Air Dry / 20°C</u></td></tr><tr><td>Using Hardener P210-842</td><td>15 mins</td><td>1.5 hours</td></tr><tr><td>Using Hardener P210-8430</td><td>20 mins</td><td>2.5 hours</td></tr><tr><td>Using Hardener P210-844</td><td>30 mins</td><td>3 hours</td></tr></table>			<u>Bake / 60°C (Metal)</u>	<u>Air Dry / 20°C</u>	Using Hardener P210-842	15 mins	1.5 hours	Using Hardener P210-8430	20 mins	2.5 hours	Using Hardener P210-844	30 mins	3 hours
	<u>Bake / 60°C (Metal)</u>	<u>Air Dry / 20°C</u>												
Using Hardener P210-842	15 mins	1.5 hours												
Using Hardener P210-8430	20 mins	2.5 hours												
Using Hardener P210-844	30 mins	3 hours												
	<i>Allow panel to cool thoroughly before attempting to sand.</i>													
	Flash off 5 mins before IR drying. Guide drying time - 10-15 minutes using a short or medium wave IR Unit. Note: Lamp to panel distance should be 70-100cm-for high power & short wave lamps. Drying is dependent on lamp power and efficiency. <i>Allow panel to cool thoroughly before attempting to sand.</i>													



MIXING BY WEIGHT

PROCESS NOTES

SPECTRAL GREYS

Spectral Greys are shades of primer used to optimise repair process saving material and time. For each of the Spectral Grey primer variants specified the following mixing ratio applies:

	SG1	SG3	SG5	SG6	SG7
5511 White	100	75	--	--	--
5515 Grey	--	25	100	30	--
5517 Dark Grey	--	--	--	70	100

MIXING BY WEIGHT

4 : 1 : 1 MIXING RATIO

Weights are in grams & cumulative. Do not tare the scale between additions

Target Paint Volume (L)	P565-551x	Hardeners P210-842/-8430/-844	Thinners P850-149x/-169x
0,25L	270,2	311,0	347,3
0,5L	540,3	622,0	694,5
0,75L	810,5	933,0	1041,8
1L	1080,7	1244,0	1389,0
1,5L	1621,0	1866,0	2083,5



FLEXIBLE SUBSTRATE

Flexible Additive for Plastic P100-2020 can be used when Express Primer is being used on a very flexible substrate.

Weight Activations for use with HS hardeners P210-842/-8430/-844/



Express Primer
P100-2020
Hardener
Thinner

Mixing Ratio:
3.2 vol
0.8 vol
1 vol
0.5/1 vol

PERFORMANCE LIMITATIONS

2K Express Primers perform best when the primer, hardener & thinner are at temperatures above 18°C

CLEANING OF SPRAY EQUIPMENT

Clean all equipment thoroughly immediately after use with cleaning solvent or thinner.

VOC INFORMATION

The EU limit value for this product (product category: IIB.c) in ready to use form is max. 540g/litre of VOC. The VOC content of this product in ready to use form is max. 540g/litre.

Depending on the chosen mode of use, the actual ready to use VOC of this product may be lower than that specified by the EU Directive code.

Note:

Combinations of this product with P100-2020 will produce a paint film with special properties as defined by the EU Directive code.

In these specific combinations: The EU limit value for this product (product category: IIB.e) in ready to use form is max. 840g/litre of VOC. The VOC content of this product in ready to use form is max. 840g/litre.

These products are for the professional use only and are not to be used for purposes other than those specified. The information on this TDS is based on present scientific and technical knowledge,

and it is the responsibility of the user to take all necessary steps in order to ensure the suitability of the product for the intended purpose.

For Health and Safety information please refer to the material Safety Data Sheet, also available at:

http://www.ppg.com/Autocolor_MSDS

For further information please contact:

Customer Service Sales Group

PPG Industries (UK) Ltd

Needham Road

Stowmarket

Suffolk IP14 2AD

Tel: 01449 771771

Fax: 01449 773472

Nexa Autocolor®, ZK®, and Aquabase® are registered marks of PPG Industries Ohio, Inc. Copyright © 2018 PPG Industries Ohio, Inc. All rights reserved.
Copyright in the above product numbers that are original is asserted by PPG Industries Ohio, Inc.



Product Data Sheet

